

# Berinert® SC

Human C1 esterase inhibitor

## Consumer Medicine Information

### What is in this leaflet

This leaflet answers some common questions about Berinert® SC.

It does not contain all the available information. If you require further information about this medicine or your treatment generally, or if you have any questions or are not sure about something in this leaflet, consult your doctor.

All medicines have benefits and risks. Your doctor has weighed the benefits that Berinert® SC will have for you against the risks.

**If you have any concerns about taking this medicine, ask your doctor. Follow your doctor's advice even if it is different from what this leaflet says.**

**Keep this leaflet with the medicine.**

You may need to read it again.

The information in this leaflet is subject to change.

Please check with your doctor whether there is any new information about this medicine that you should know since you were last treated.

### What Berinert® SC is used for

Berinert® SC is administered subcutaneously (under the skin).

When given subcutaneously on a regular basis, Berinert® SC should prevent or reduce the number of hereditary angioedema attacks in patients aged 8 years and older.

Hereditary angioedema (HAE) (oedema = swelling) is a congenital disease of the vascular system. It is a

non-allergic disease. HAE is caused by deficiency, absence or defective production of C1 esterase inhibitor, an important protein. The illness is characterised by the following symptoms:

- swelling of the hands and feet that occurs suddenly
- facial swelling with tension sensation that occurs suddenly
- eyelid swelling, lip swelling, possibly laryngeal (voice-box) swelling with difficulty in breathing
- tongue swelling
- colic pain in abdominal region.

Generally all parts of the body can be affected.

**If you should experience an HAE attack, follow the instructions your doctor has given you.**

**Ask your doctor if you have any questions about why Berinert® SC has been prescribed for you.**

### How Berinert® SC works

This product is made from human plasma (this is the liquid part of the blood). It contains the human protein C1 esterase inhibitor as the active ingredient. Berinert® SC prevents an HAE attack by replacing the missing or malfunctioning C1 esterase inhibitor protein your body needs.

### Before you are given Berinert® SC

*When you must not have it*

**Do not have Berinert® SC:**

- if you have experienced life-threatening allergic reactions to

the protein C1 esterase inhibitor or any of the other ingredients of this medicine listed at the end of this leaflet.

**If you are not sure whether you should be given this medicine, talk to your doctor.**

*Before you are given it*

**Tell your doctor if you are pregnant or breast-feeding.**

This medicine should only be used if clearly needed during pregnancy or breast-feeding.

**Tell your doctor if you are on a controlled sodium diet.**

This medicine contains sodium which should be taken into consideration.

**Tell your doctor if you are allergic to any medicine or food.**

If you have allergies you may be treated with antihistamines and corticosteroids as a preventative measure.

**Tell your doctor if you have a history of blood clotting problems.**

There is no established link with blood clots at the dose your doctor is recommended to prescribe. However, it is advisable to tell your doctor if you have a pre-existing blood clotting condition or have history of heart or blood related conditions as these may increase your risk of having a blood clot after using Berinert® SC. Also tell your doctor what drugs you are using, as some drugs may increase your risk of developing a blood clot.

**If you have not told your doctor about any of the above, tell them before you are given Berinert® SC.**

Your doctor can discuss with you the risks and benefits involved with using this medicine.

### *About blood products*

This product is made from human blood. When products are made from human blood and injected into you, it is possible that viruses or other substances could be present in the product and cause an illness. These could be viruses such as hepatitis, human immunodeficiency virus (HIV), or parvovirus B19. There could also be other infectious agents some of which may not yet have been discovered.

To reduce the risk of this happening, extra steps are taken when manufacturing this product. Strict controls are applied when selecting blood donors and donations. The product is specially treated to kill and remove viruses. These special treatments are considered effective against certain viruses known as enveloped viruses (such as HIV and hepatitis B and C) and also for non-enveloped viruses hepatitis A and parvovirus B19. Despite these measures, the risk of transmitting infection cannot be totally eliminated.

Vaccines are available against some of these viruses and your doctor will be able to help you decide whether it is worthwhile having any of those vaccines.

**Please discuss the risks and benefits of this medicine with your doctor.**

### *Taking other medicines*

**Tell your doctor if you are taking any other medicines, including medicines that you buy without a prescription from your pharmacy, supermarket or health food shop.** Some medicines may affect the way other medicines work.

## How to use Berinert® SC

Berinert® SC is used for subcutaneous injection.

Treatment should be started and supervised by a doctor. Your doctor will ensure you receive detailed instructions and training on how to administer Berinert® SC at home or in other appropriate settings.

Your doctor will also tell you what to do if you experience an HAE attack.

**If you do not understand the instructions ask your doctor.**

### *How much is given*

The recommended dosage is 60 IU per kilogram of body weight subcutaneously twice weekly (every 3–4 days).

Your doctor will prescribe the dose that you should administer, which is based on your body weight.

### *When it is given*

Your doctor will discuss with you when you should be given Berinert® SC.

### *How to prepare it*

**Once you have received training on how to prepare and administer Berinert® SC, the instructions below should be followed carefully.**

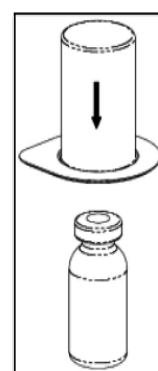
1. Allow the vial of Berinert® SC powder and diluent (Water for Injections) to reach room temperature prior to use.
2. Wash hands with soap and water and dry hands thoroughly with a clean towel.
3. Find a clean, flat working surface such as a table, where you can prepare Berinert® SC undisturbed.
4. Using a clean cloth or paper towel, clean the preparation area with methylated spirits.
5. Open the carton and take out the Mix2Vial™ filter transfer set. The Mix2Vial™ filter transfer set is intended to filter the contents

of a single vial of Berinert® SC only. If multiple vials of Berinert® SC are to be given, a separate Mix2Vial™ must be used for each vial.

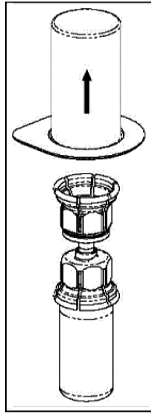
6. Remove protective caps from both the product and diluent vials.
7. Wipe the rubber stoppers of both the product and diluent vials with alcohol swabs and allow to dry for two minutes. Do not leave alcohol swabs resting on the stoppers. Do not touch the rubber stoppers with your fingers.
8. Open the Mix2Vial™ package by peeling away the lid.



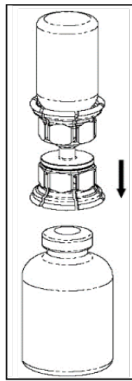
9. Place the **diluent vial** on a flat surface and hold the vial firmly. Take the Mix2Vial™ together with the package and push the **blue end straight down** through the diluent stopper.



10. Carefully remove the package from the Mix2Vial™ set. Make sure that you only pull up the package and not the Mix2Vial™ itself.



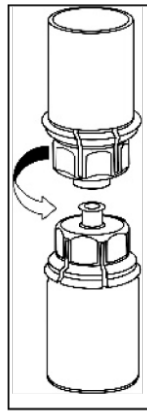
11. Place the **product vial** on an **even and firm surface**. Invert the diluent vial with the Mix2Vial™ set attached and push the **transparent adapter straight down** through the product vial stopper. The diluent will automatically flow into the product vial.



Berinert® SC 2000 IU is reconstituted (mixed) with 4 mL of diluent.

Berinert® SC 3000 IU is reconstituted with 5.6 mL of diluent.

12. With one hand hold the product side of the Mix2Vial™ set, hold the diluent side with the other hand and unscrew the set into two pieces. Discard the diluent vial with the blue part attached.

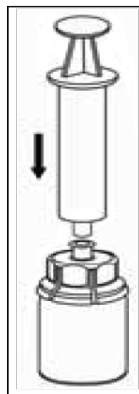


13. Gently swirl the product vial until the substance is fully dissolved. (Generally within 5 minutes, but may take as long as 10 minutes). Do not shake as this could damage the product. The solution should be clear or slightly opalescent. It might sparkle when held up to the light but must not contain any obvious particles. **Do not use solutions that are cloudy or contain flakes or particles.**

This medicine does not contain an antimicrobial preservative. **If it is not injected immediately, it must be stored at room temperature (below 30°C) and used within 6 hours.**

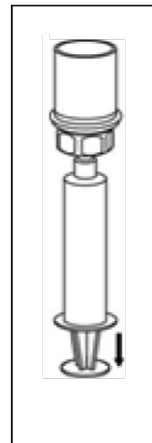
**The reconstituted product should only be stored in the vial.**

14. Draw air into an empty, sterile, syringe. Use the syringe provided with the product or a silicone-free syringe. While the product vial is upright, connect the syringe to the Mix2Vial™'s Luer Lock fitting. Inject air into the product vial.



15. While keeping the syringe plunger pressed, invert the

product vial and draw the solution into the syringe by slowly pulling the plunger back.



16. When the solution has been transferred into the syringe, firmly hold on to the barrel of the syringe in one hand, and with the other hand disconnect the Mix2Vial™ set and product vial from the syringe.

Attach the syringe to a needle or suitable subcutaneous injection set.

If the same patient is to receive more than one vial, the contents of multiple vials may be pooled in a single administration device (e.g. syringe). A new unused Mix2Vial™ transfer set should be used for each Berinert® SC vial.

### How to inject Berinert® SC

Your doctor or nurse will instruct you on how to inject Berinert® SC. You should always follow the specific instructions given by your doctor or nurse, even if they are different to what is in this leaflet.

The steps listed below are provided as a guide on how to inject Berinert® SC. If you are unsure of the steps, please contact your doctor before using.

#### 1. Assemble supplies

Gather the Berinert® SC syringe, the following disposable supplies and other items (sharps or other container, treatment diary or log book):

- Hypodermic needle or subcutaneous injection set

- sterile syringe
- gloves (if recommended by your healthcare provider)
- alcohol wipes

## 2. Wash hands

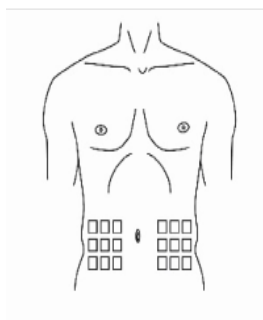
- Thoroughly wash and dry your hands
- If you have been told to wear gloves when preparing your injection, put the gloves on.

## 3. Clean surface

- Thoroughly clean a table or other flat surface using one or more of the alcohol wipes.

## 4. Prepare injection site

- Select an area on your abdominal region (stomach) for the injection (unless your doctor has told you to use another area).



- Do not inject yourself in areas where the skin is itchy, swollen, painful, bruised or red.
- Avoid injecting yourself in areas where you have scars or stretch marks.
- Clean the skin at the injection site with an alcohol swab and let the skin dry.



## 5. Injection in the abdominal area

- As instructed by your doctor, attach a needle or subcutaneous injection set and prime the needle or tubing as required and instructed.
- If using a needle: pinch the skin around the injection site. Insert the needle into the fold of skin and inject the entire amount of

the Berinert® SC solution as instructed by your doctor.



- If using a subcutaneous injection set: pinch the skin around the injection site. Insert the needle into the fold of skin and inject the entire amount of the Berinert® SC solution as instructed by your doctor.



## 6. Clean up

- After injecting the entire amount of Berinert® SC, remove the needle as instructed by your doctor.
- Dispose of all unused solution, the empty vials, and the used needles and syringe in an appropriate container used for throwing away waste that might hurt others if not handled properly.

## 7. Record Treatment

- It is recommended that treatment details and lot number from the Berinert® SC vial label are recorded every time you use Berinert® SC.

**Do not mix Berinert® SC with other medicinal products or diluents either before or during administration.**

## *If too much is given (overdose)*

No symptoms of overdose with Berinert® SC are known.

**If you have any questions consult your doctor.**

## While you are having Berinert® SC

### *Things you must do*

**If you notice signs or symptoms of a serious allergy or anaphylaxis (see Side effects) while you are being given Berinert® SC, tell your doctor immediately as the administration of Berinert® SC should be stopped immediately.**

### *Things you must not do*

**Do not give or share your medicine with anyone else, even if they have the same condition as you.**

Use this medicine in one patient on one occasion only.

## Side effects

**Tell your doctor as soon as possible if you do not feel well while you are being given Berinert® SC.**

This medicine helps most people with HAE but it may have unwanted side effects in a few people. All medicines can have side effects. Sometimes they are serious, most of the time they are not. You may need medical treatment if you get some of the side effects.

**Tell your doctor immediately if you notice any of the following symptoms which may be signs of a serious allergy or anaphylaxis as the injection of Berinert® SC should be stopped:**

- irregular or faster heart beat
- feeling faint (fall in blood pressure)
- reddening of the skin
- rash
- difficulty in breathing
- dizziness
- feeling sick.

**Tell your doctor about any side effect that bothers you or does not go away.**

The list below includes the more common side effects of Berinert® SC.

- injection site reactions (such as pain, redness, itching, bruising or swelling where the injection was given)
- cold-like symptoms (such as runny or stuffy nose, watery eyes, sneezing)
- itching, rash
- dizziness.

Other side effects not listed above may also occur in some patients. **Tell your doctor if you notice any other effects.**

**Do not be alarmed by this list of possible side effects.**

---

## Storing Berinert® SC

---

**Keep in a cool dry place where the temperature stays below 30°C. Do not freeze.**

**Keep the product in the carton in order to protect it from light.**

**Do not use after the expiry date.**

**Keep it out of the sight and reach of children.**

### *Disposal*

If your doctor tells you to stop using Berinert® SC or the pack has expired, ask them what to do if you have a pack left over.

---

## Product description

---

### *What it looks like*

Berinert® SC is a white powder contained in a glass vial.

### *How it is supplied*

The 2000 IU vial of Berinert® SC comes in a pack containing:

- a vial of diluent (4 mL of Water for Injections) used to dissolve the powder
- a Mix2vial™ filter transfer set
- an administration pack with:
  - a disposable 5 mL syringe
  - a hypodermic needle

- a subcutaneous injection set
- 2 alcohol swabs
- a plaster (adhesive bandage).

The 3000 IU vial of Berinert® SC comes in a pack containing:

- a vial of diluent (5.6 mL of Water for Injections) used to dissolve the powder
- a Mix2vial™ filter transfer set
- an administration pack with:
  - a disposable 10 mL syringe
  - a hypodermic needle
  - a subcutaneous injection set
  - 2 alcohol swabs
  - a plaster (adhesive bandage).

### *Ingredients*

Berinert® SC contains human C1 esterase inhibitor as the active ingredient.

It also contains:

- glycine
- sodium citrate
- sodium chloride.

### *Distributor*

CSL Behring (Australia) Pty Ltd  
ABN 48 160 734 761  
189–209 Camp Road  
Broadmeadows VIC 3047  
Australia

### *Manufacturer*

Berinert® SC is manufactured by CSL Behring GmbH, Germany

### *Date of revision*

September 2021

### *Australian Register Numbers*

2000 IU: AUST R 292319

3000 IU: AUST R 292322

® Registered trademark of CSL Limited Group of Companies

™ Mix2Vial is a trademark of West Pharmaceutical Services, Inc. or a subsidiary thereof